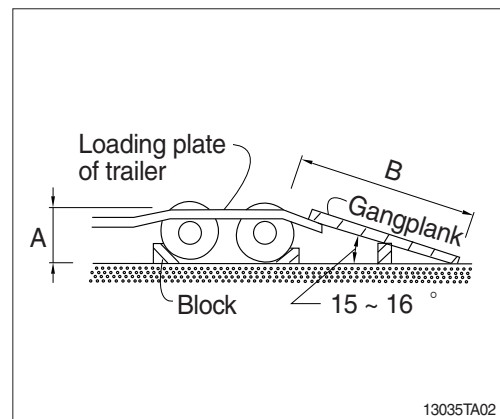
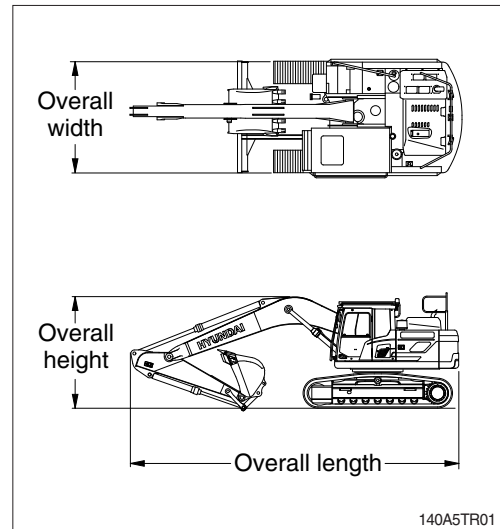


TRANSPORTATION

1. PREPARATION FOR TRANSPORTATION

- 1) When transporting the machine, observe the various road rules, road transportation vehicle laws and vehicle limit ordinances, etc.
- 2) Select proper trailer after confirming the weight and dimension from chapter 7, Specification.
- 3) Check the whole route such as the road width, the height of bridge and limit of weight etc., which will be passed.
- 4) Get permission from the related authority if necessary.
- 5) Prepare suitable capacity of trailer to support the machine.
- 6) Prepare gangplank for safe loading referring to the below table and illustration.

A	B
1.0	3.65 ~ 3.85
1.1	4.00 ~ 4.25
1.2	4.35 ~ 4.60
1.3	4.75 ~ 5.00
1.4	5.10 ~ 5.40
1.5	5.50 ~ 5.75



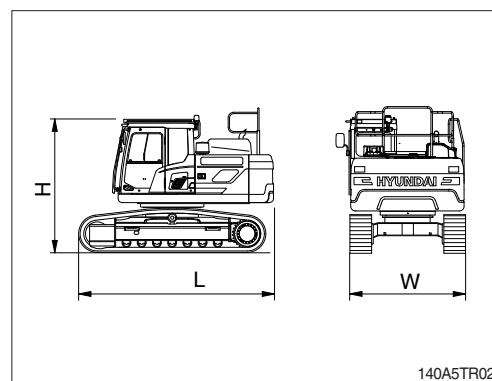
2. DIMENSION AND WEIGHT

1) BASE MACHINE

(1) HX140A L-with counterweight

Mark	Description	Unit	Specification
L	Length	mm (ft-in)	4210 (13' 10")
H	Height	mm (ft-in)	2860 (9' 5")
500 mm (20") triple grouser			
W	Width	mm (ft-in)	2490 (8' 2")
Wt	Weight	kg (lb)	14200 (31310)
600 mm (24") triple grouser			
W	Width	mm (ft-in)	2590 (8' 6")
Wt	Weight	kg (lb)	14405 (31760)
700 mm (28") triple grouser			
W	Width	mm (ft-in)	2690 (8' 10")
Wt	Weight	kg (lb)	14625 (32240)

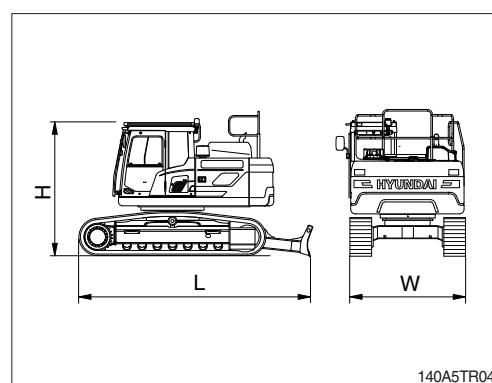
※ With triple grouser shoes and 2100 kg (4630 lb) counterweight.



(2) HX140A LD-with counterweight

Mark	Description	Unit	Specification
L	Length	mm (ft-in)	4545 (14' 11")
H	Height	mm (ft-in)	2860 (9' 5")
500 mm (20") triple grouser			
W	Width	mm (ft-in)	2490 (8' 2")
Wt	Weight	kg (lb)	15015 (33100)
600 mm (24") triple grouser			
W	Width	mm (ft-in)	2590 (8' 6")
Wt	Weight	kg (lb)	15230 (33580)
700 mm (28") triple grouser			
W	Width	mm (ft-in)	2690 (8' 10")
Wt	Weight	kg (lb)	15460 (34080)

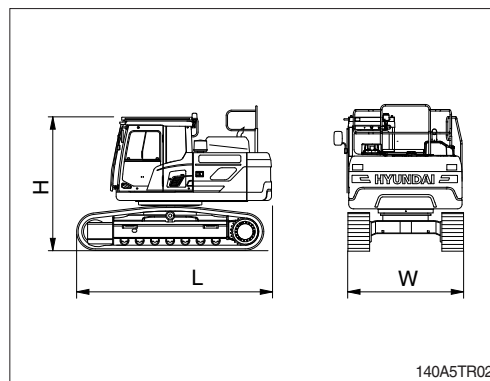
※ With triple grouser shoes and 2100 kg (4630 lb) counterweight.



(3) HX140A HW-with counterweight

Mark	Description	Unit	Specification
L	Length	mm (ft-in)	4230 (13' 11")
H	Height	mm (ft-in)	2860 (9' 5")
700 mm (28") triple grouser for H/C			
W	Width	mm (ft-in)	2740 (9' 0")
Wt	Weight	kg (lb)	17225 (37970)
800 mm (32") triple grouser for H/C			
W	Width	mm (ft-in)	2840 (9' 4")
Wt	Weight	kg (lb)	17460 (38490)
900 mm (36") triple grouser for MUD			
W	Width	mm (ft-in)	2940 (9' 8")
Wt	Weight	kg (lb)	17180 (37880)

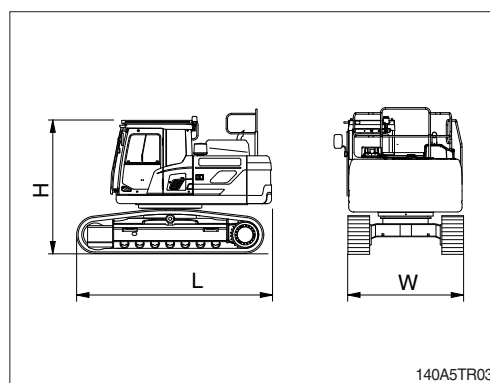
※ With triple grouser shoes and 2400 kg (5290 lb) counterweight.



(4) HX140A L-without counterweight

Mark	Description	Unit	Specification
L	Length	mm (ft-in)	4060 (13' 4")
H	Height	mm (ft-in)	2860 (9' 5")
500 mm (20") triple grouser			
W	Width	mm (ft-in)	2490 (8' 2")
Wt	Weight	kg (lb)	12100 (26680)
600 mm (24") triple grouser			
W	Width	mm (ft-in)	2590 (8' 6")
Wt	Weight	kg (lb)	12305 (27130)
700 mm (28") triple grouser			
W	Width	mm (ft-in)	2690 (8' 10")
Wt	Weight	kg (lb)	12525 (27610)

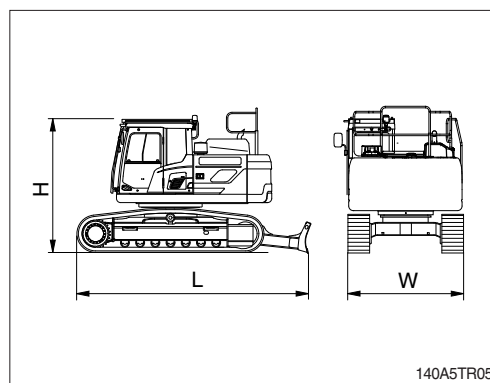
※ With triple grouser shoes and without counterweight.



(5) HX140A LD-without counterweight

Mark	Description	Unit	Specification
L	Length	mm (ft-in)	4545 (13' 11")
H	Height	mm (ft-in)	2860 (9' 5")
500 mm (20") triple grouser			
W	Width	mm (ft-in)	2490 (8' 2")
Wt	Weight	kg (lb)	12915 (28470)
600 mm (24") triple grouser			
W	Width	mm (ft-in)	2590 (8' 6")
Wt	Weight	kg (lb)	13130 (28950)
700 mm (28") triple grouser			
W	Width	mm (ft-in)	2690 (8' 10")
Wt	Weight	kg (lb)	13360 (29450)

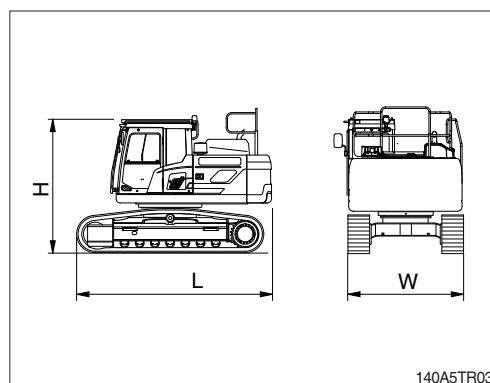
※ With triple grouser shoes and without counterweight.



(6) HX140A HW-without counterweight

Mark	Description	Unit	Specification
L	Length	mm (ft-in)	4080 (13' 5")
H	Height	mm (ft-in)	2860 (9' 5")
700 mm (28") triple grouser for H/C			
W	Width	mm (ft-in)	2740 (9' 0")
Wt	Weight	kg (lb)	15125 (33340)
800 mm (32") triple grouser for H/C			
W	Width	mm (ft-in)	2840 (9' 4")
Wt	Weight	kg (lb)	15360 (33860)
900 mm (36") triple grouser for MUD			
W	Width	mm (ft-in)	2940 (9' 8")
Wt	Weight	kg (lb)	15080 (33250)

※ With triple grouser shoes and without counterweight.

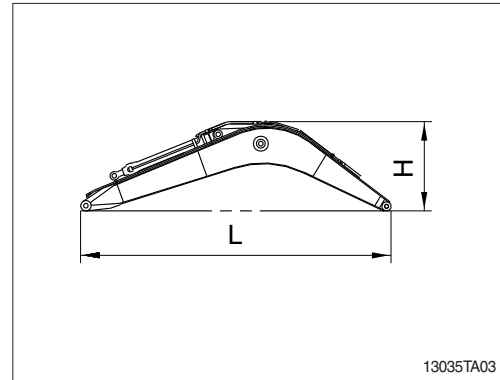


2) BOOM ASSEMBLY

(1) 4.6 m (15' 1") mono boom

Mark	Description	Unit	Specification
L	Length	mm (ft-in)	4758 (15' 7")
H	Height	mm (ft-in)	1307 (4' 3")
W	Width	mm (ft-in)	511 (1' 8")
Wt	Weight	kg (lb)	992 (2190)

※ With arm cylinder (including piping and pins).



(2) 4.1 m (13' 5") mono boom

Mark	Description	Unit	Specification
L	Length	mm (ft-in)	4258 (14' 0")
H	Height	mm (ft-in)	1419 (4' 8")
W	Width	mm (ft-in)	511 (1' 8")
Wt	Weight	kg (lb)	937 (2060)

※ With arm cylinder (including piping and pins).

(3) 2.0 m (6' 7") first boom

Mark	Description	Unit	Specification
L	Length	mm (ft-in)	2180 (7' 2")
H	Height	mm (ft-in)	519 (1' 8")
W	Width	mm (ft-in)	511 (1' 8")
Wt	Weight	kg (lb)	646 (1420)

※ With arm cylinder (including piping and pins).

(4) 3.3 m (10' 10") second boom

Mark	Description	Unit	Specification
L	Length	mm (ft-in)	3505 (11' 6")
H	Height	mm (ft-in)	830 (2' 9")
W	Width	mm (ft-in)	560 (1' 10")
Wt	Weight	kg (lb)	750 (1650)

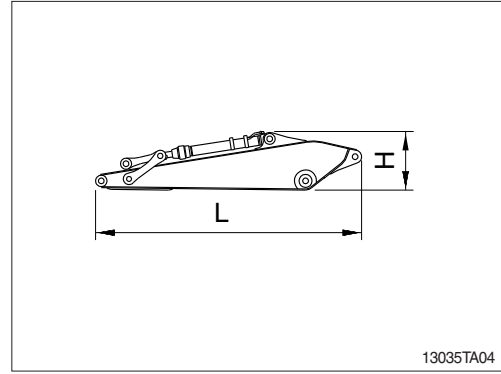
※ With arm cylinder (including piping and pins).

3) ARM ASSEMBLY

(1) 2.5 m (8' 2") arm

Mark	Description	Unit	Specification
L	Length	mm (ft-in)	3231 (10' 7")
H	Height	mm (ft-in)	726 (2' 5")
W	Width	mm (ft-in)	310 (1' 0")
Wt	Weight	kg (lb)	681 (1500)

※ With bucket cylinder (including linkage and pins).



(2) 1.9 m (6' 3") arm

Mark	Description	Unit	Specification
L	Length	mm (ft-in)	2638 (8' 8")
H	Height	mm (ft-in)	773 (2' 6")
W	Width	mm (ft-in)	310 (1' 0")
Wt	Weight	kg (lb)	591 (1300)

※ With bucket cylinder (including linkage and pins).

(3) 2.1 m (6' 11") arm

Mark	Description	Unit	Specification
L	Length	mm (ft-in)	2851 (9' 4")
H	Height	mm (ft-in)	758 (2' 6")
W	Width	mm (ft-in)	310 (1' 0")
Wt	Weight	kg (lb)	621 (1370)

※ With bucket cylinder (including linkage and pins).

(4) 3.0 m (9' 10") arm

Mark	Description	Unit	Specification
L	Length	mm (ft-in)	3739 (12' 3")
H	Height	mm (ft-in)	675 (2' 3")
W	Width	mm (ft-in)	310 (1' 0")
Wt	Weight	kg (lb)	716 (1580)

※ With bucket cylinder (including linkage and pins).

(5) 2.5 m (8' 2") arm-without reinforcement

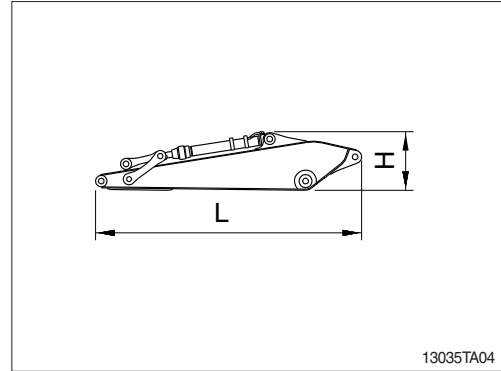
Mark	Description	Unit	Specification
L	Length	mm (ft-in)	3231 (10' 7")
H	Height	mm (ft-in)	723 (2' 4")
W	Width	mm (ft-in)	310 (1' 0")
Wt	Weight	kg (lb)	667 (1470)

※ With bucket cylinder (including linkage and pins).

(6) 3.0 m (9' 10") arm- without reinforcement

Mark	Description	Unit	Specification
L	Length	mm (ft-in)	3739 (12' 3")
H	Height	mm (ft-in)	673 (2' 2")
W	Width	mm (ft-in)	310 (1' 0")
Wt	Weight	kg (lb)	702 (1550)

※ With bucket cylinder (including linkage and pins).

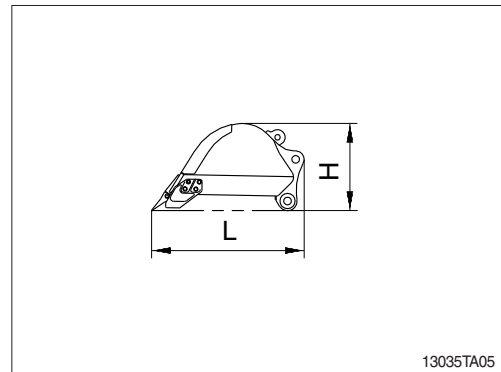


4) BUCKET ASSEMBLY

(1) 0.58 m³ (0.76 yd³) SAE heaped bucket

Mark	Description	Unit	Specification
L	Length	mm (ft-in)	1388 (4' 7")
H	Height	mm (ft-in)	877 (2' 1")
W	Width	mm (ft-in)	1108 (3' 8")
Wt	Weight	kg (lb)	438 (970)

※ Including tooth and side cutters



(2) 0.52 m³ (0.68 yd³) SAE heaped bucket

Mark	Description	Unit	Specification
L	Length	mm (ft-in)	1388 (4' 7")
H	Height	mm (ft-in)	877 (2' 1")
W	Width	mm (ft-in)	1023 (3' 4")
Wt	Weight	kg (lb)	411 (910)

※ Including tooth and side cutters

(3) 0.65 m³ (0.85 yd³) SAE heaped bucket

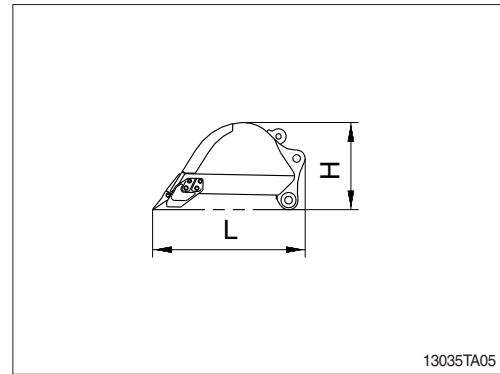
Mark	Description	Unit	Specification
L	Length	mm (ft-in)	1388 (4' 7")
H	Height	mm (ft-in)	877 (2' 1")
W	Width	mm (ft-in)	1213 (4' 0")
Wt	Weight	kg (lb)	459 (1010)

※ Including tooth and side cutters

(4) 0.50 m³ (0.65 yd³) SAE heaped bucket-hammerless

Mark	Description	Unit	Specification
L	Length	mm (ft-in)	1359 (4' 6")
H	Height	mm (ft-in)	964 (3' 2")
W	Width	mm (ft-in)	822 (2' 8")
Wt	Weight	kg (lb)	439 (970)

※ Including tooth and side cutters



13035TA05

(5) 0.62 m³ (0.80 yd³) SAE heaped bucket- hammerless

Mark	Description	Unit	Specification
L	Length	mm (ft-in)	1359 (4' 6")
H	Height	mm (ft-in)	964 (3' 2")
W	Width	mm (ft-in)	974 (3' 2")
Wt	Weight	kg (lb)	491 (1080)

※ Including tooth and side cutters

(6) 0.66 m³ (0.86 yd³) SAE heaped bucket

Mark	Description	Unit	Specification
L	Length	mm (ft-in)	1356 (4' 5")
H	Height	mm (ft-in)	1003 (3' 3")
W	Width	mm (ft-in)	1114 (3' 8")
Wt	Weight	kg (lb)	526 (1160)

※ Including tooth and side cutters

(7) 0.77 m³ (1.01 yd³) SAE heaped bucket-hammerless

Mark	Description	Unit	Specification
L	Length	mm (ft-in)	1356 (4' 5")
H	Height	mm (ft-in)	1003 (3' 3")
W	Width	mm (ft-in)	1264 (4' 2")
Wt	Weight	kg (lb)	578 (1270)

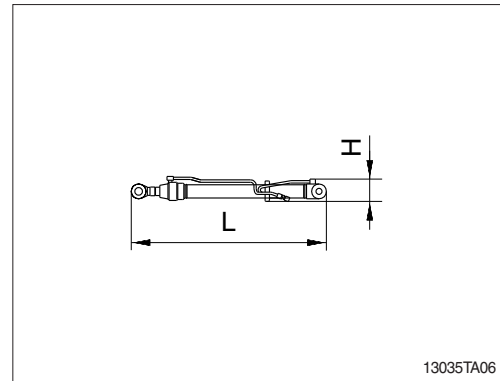
※ Including tooth and side cutters

5) BOOM CYLINDER

(1) 4.6 m (15' 1") mono boom

Mark	Description	Unit	Specification
L	Length	mm (ft-in)	1685 (5' 6")
H	Height	mm (ft-in)	185 (0' 7")
W	Width	mm (ft-in)	283 (0' 11")
Wt	Weight	kg (lb)	119 (262)

※ Including piping.



(2) 4.1 m (13' 5") mono boom

Mark	Description	Unit	Specification
L	Length	mm (ft-in)	1685 (5' 6")
H	Height	mm (ft-in)	185 (0' 7")
W	Width	mm (ft-in)	283 (0' 11")
Wt	Weight	kg (lb)	119 (262)

※ Including piping.

(3) 4.9 m (16' 1") 2-piece boom

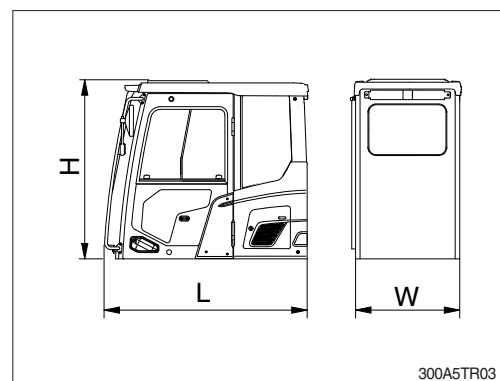
Mark	Description	Unit	Specification
L	Length	mm (ft-in)	1665 (5' 6")
H	Height	mm (ft-in)	185 (0' 7")
W	Width	mm (ft-in)	168 (0' 7")
Wt	Weight	kg (lb)	116 (256)

※ Including piping.

6) CAB ASSEMBLY

Mark	Description	Unit	Specification
L	Length	mm (ft-in)	1950 (6' 5") [2070 (6' 9")]
H	Height	mm (ft-in)	1780 (5' 10") [1822 (6' 0")]
W	Width	mm (ft-in)	1104 (3' 7") [1126 (3' 8")]
Wt	Weight	kg (lb)	495 (1090) [650 (1430)]

[] : with FOG GUARD

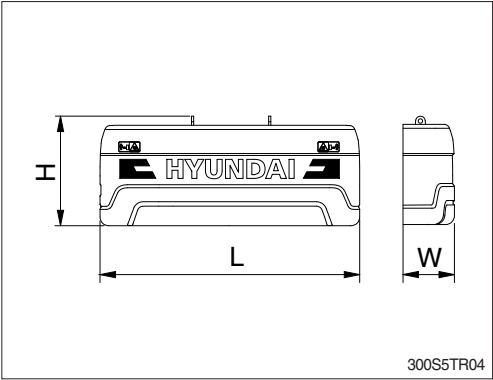


7) COUNTERWEIGHT

Mark	Description	Unit	Specification
L	Length	mm (ft-in)	2475 (8' 1")
H	Height	mm (ft-in)	1245 (4' 1")
W	Width	mm (ft-in)	449 (1' 6")
Wt	Weight	kg (lb)	2100 (4630) ^{★1} 2400 (5290) ^{★2}

★1 HX140A L/LD

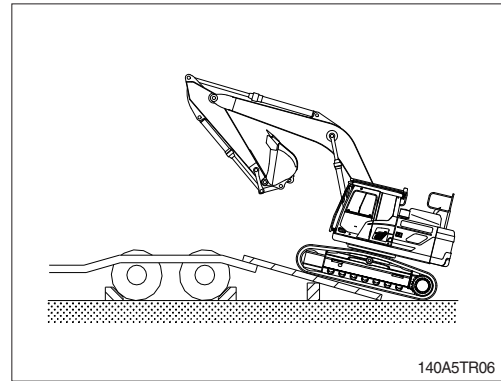
★2 HX140A HW



3. LOADING THE MACHINE

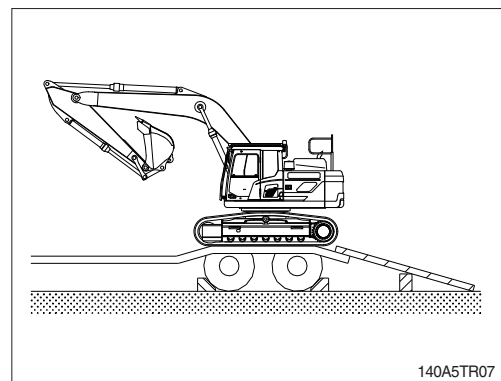
- 1) Load and unload the machine on flat ground.
- 2) Use the gangplank with sufficient length, width, thickness and gradient.
- 3) Place the swing lock/fine switch to the LOCK position (if equipped) before fixing the machine at the bed of trailer and confirm if the machine is parallel to the bed of trailer.

Keep the travel motor in the rear when loading and in the front when unloading.

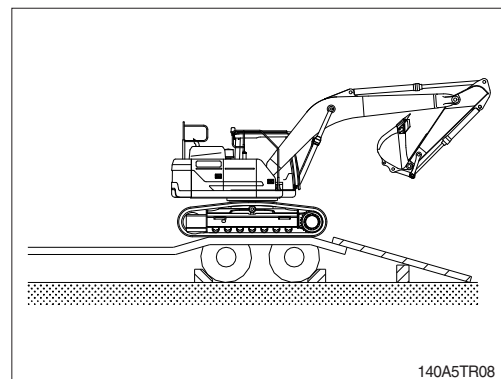


- 4) Do the following after loading the machine to the trailer.

- (1) Stop loading when the machine is located horizontally with the rear wheel of trailer.



- (2) Place the swing lock/fine switch to the LOCK position (if equipped) after swinging the machine 180°.



(3) Lower the working equipment gently after the location is determined.

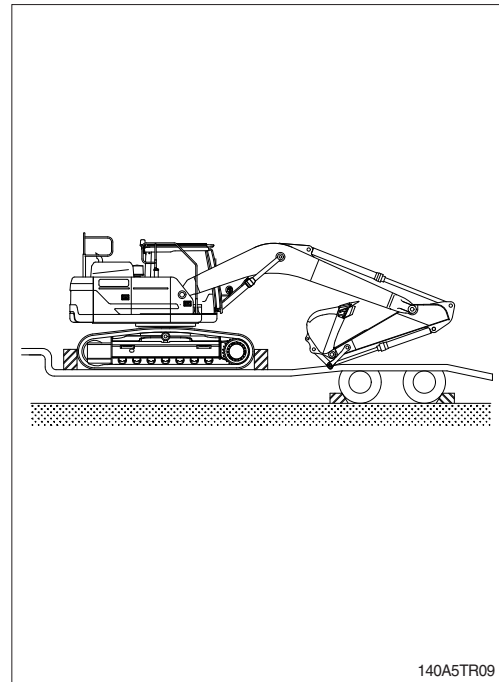
※ **Place rectangular timber under the bucket cylinder to prevent the damage of it during transportation.**

▲ **Be sure to keep the travel speed switch on the LOW (turtle mark) while loading and unloading the machine.**

▲ **Avoid using the working equipment for loading and unloading as it will be very dangerous.**

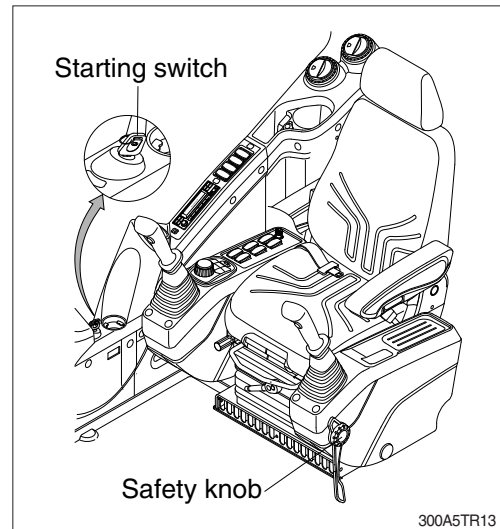
▲ **Do not operate any other device when loading.**

▲ **Be careful as to the boundaries of loading plate or trailer as the balance of machine will abruptly change.**

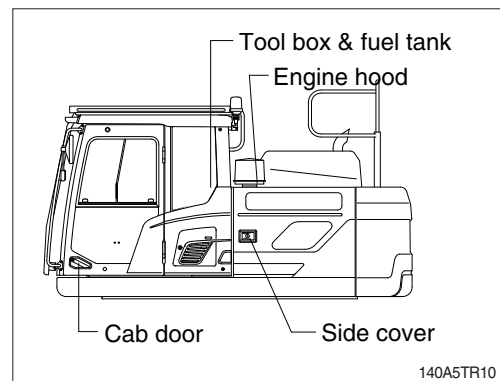


4. FIXING THE MACHINE

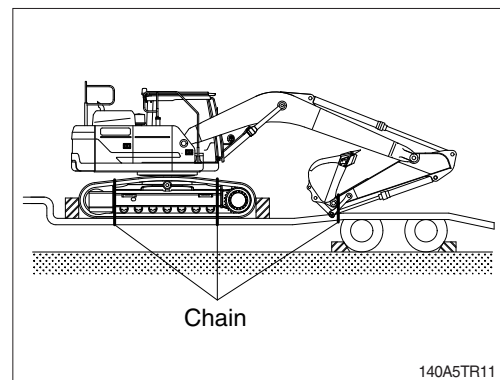
- 1) Lower down the working device on the loading plate of trailer.
- 2) Keep the safety knob in the LOCK position.
- 3) Turn OFF all the switches and remove the key.



- 4) Secure all locks.



- 5) Place timbers behind the tracks, secure the machine to trailer with chains or straps which are in good condition and approved for the weight which they will be securing, to prevent the machine from moving in any direction.



5. LOADING AND UNLOADING BY CRANE

⚠ The wrong hoisting method or installation of lifting device can cause serious injury, death, or damage to the machine.

- 1) Check the weight, length, width and height of the machine referring to chapter 7, Specification when you are going to hoist the machine.
- 2) Use approved lifting device and ensure distance between lifting device and machine to avoid contact between the two.
- 3) Place rubber plates at lifting points to avoid any damage to the machine.
- 4) Place crane in the proper place.
- 5) Install approved lifting device as shown in the illustration.

⚠ Ensure that lifting device is free from any damage and is approved for the weight being lifted and supported.

⚠ Place the safety knob to LOCK position to prevent the machine from moving when hoisting the machine.

⚠ Do not load abruptly.

⚠ Keep area clear of any and all personnel.

